

## SINGLE ACTING ASSEMBLIES

- 1 Cylinder
- 2 Pump / Powerpack
- 3 Hose
- 4 Male Coupler
- 5 Pressure Gauge
- 6 Gauge Adaptor
- 7 Flow Regulating Valve
- 8 Check Valve
- 9 Female Coupler
- 10 Snubber Valve
- 11 Pilot Operated Check Valve
- 12 Tee
- 13 Split-Flow
- 14 Stroke Transducer
- \* Optional
- + Female coupler included in the cylinder


### BASIC SYSTEM SETUP



### COMPLETE SYSTEM




### COMPLETE SYSTEM WITH SEVERAL CYLINDERS



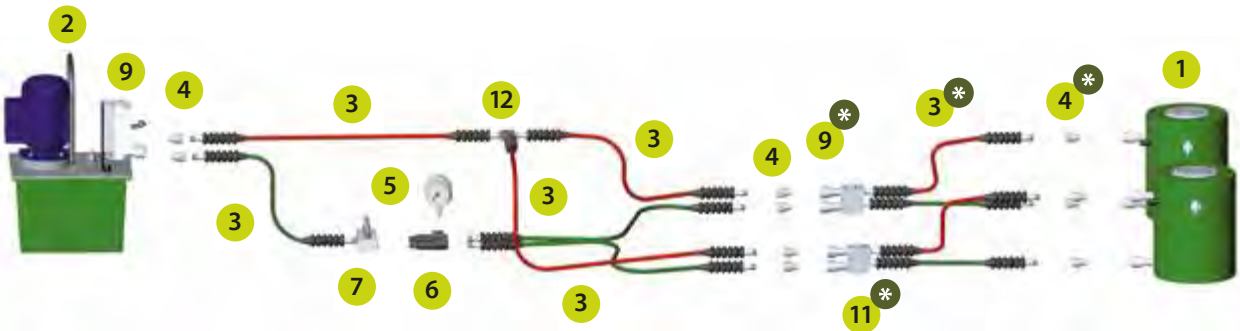
# SYSTEM ASSEMBLIES

## DOUBLE ACTING ASSEMBLIES

### BASIC SYSTEM



### COMPLETE SYSTEM WITH SEVERAL CYLINDERS



### COMPLETE SYSTEM WITH SPLIT-FLOW PUMP

