













# OPTIONS

## FOR MODULAR POWER PACKS 700 bar

					
<b>G</b>	<b>C</b>	<b>W</b>	<b>N</b>	<b>R</b>	<b>F</b>
					
<b>P</b>	<b>L</b>	<b>U</b>	<b>H</b>	<b>E</b>	<b>S</b>

### OPERATIONAL AREAS

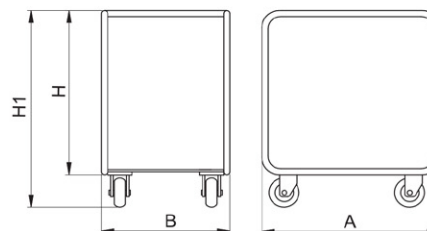
- **G** - Glycerine filled pressure gauge Ø 100 with manual valve and Ø 63 with solenoids and with controlled check manual or counterbalance valves(digital gauge upon request).
- **C** - Protective housing (standard for MS power packs).
- **W** - Protective housing with 4 pivoting wheels Ø 80x25 mm).
- **N** - Emergency button.
- **R** - Manual activated remote control, 5 metres long.
- **F** - Pedal activated remote control, 5 metres long.
- **P** - Pressure switch and pressure gauge.
- **L** - Filter and pressure reducer for air motor models.
- **U** - Unidirectional flow regulator.
- **H** - Unidirectional flow regulator with fine regulation, mounting plate.
- **E** - Heat exchanger.
- **S** - Filter on return line(not available for 5 l and 10 l tank power packs tank high).

### CUSTOMIZED VERSIONS

- **Z** - Without hand wheel adjustable pressure valve.
- **Y** - Without magneto-thermal switch For electric motor models.

### ACCESSORIES

- **ZMD##** Rain proof cover kit for power pack's housing.
- **ZMK##** Rain proof / dust proof polyester waterproof cover for power packs.



### DIMENSIONS OF PROTECTIVE HOUSING

With reservoir	Dimensions mm				Accessories		
Litres	A	B	H	H1	ZMD##	ZMK##	
5	495	325	500	595	ZMD10	ZMD05	
10 high			600	695		ZMD10	
10low	580	440	500	595	ZMD20	ZMD11	
20			640	735		ZMD20	
40			760	855			ZMD40
60						ZMD60	ZMD60
MEK 30 - MEV 30	580	440			ZMD20	ZMD40	
MEK 50 - MEV 50	700	540			ZMD60	ZMD60	